

Kyo Bom Fee Summary

Finance Committee
11/29/2018







Kyo Bom Overview

The Kyo Bom Program is an exciting expansion of the World Moo Duk Kwan's instructor certification program. The intent of the program is to support the growth and development of Sa Dan candidates who are not pursuing Sa Bom certification but still carry the responsibility to effectively communicate the teachings of Soo Bahk Do.









All Sa Dan Candidates will be required to test for Kyo Bom if they are not testing for Sa Bom as part of their Sa Dan candidacy. During the required year of Kyo Bom Certification Study Kit possession and apprenticeship prior to KDJSS examination, candidates will go through the process of learning Moo Do methods related to Soo Bahk Do instruction. During KDJSS candidates will be given the opportunity to demonstrate the instructional skills they have developed. The Kyo Bom program will part of the 2019 KDJSS.

There will be two types of Kyo Bom certifications. **Blue** Kyo Boms must have completed Jyo Kyo and Kyo Sa certifications prior to the announcement of KDJSS results and will be able to submit Gup/Dan rank recommendations. **Red** Kyo Boms are not required to have Jyo Kyo and Kyo Sa certifications and are not eligible to submit Gup/Dan rank recommendations.

Kyo Bom Certification Progression and Pricing

Blue Kyo Bom Progression and Pricing				
Instructor Certification Path				
Salutation	Jo Kyo Nim	Kyo Sa Nim	Kyo Bom Nim	Sa Bom Nim
Rank Eligibility	3rd Gup	Cho Dan	Sa Dan	Sa Dan
Minimum Age	10	18	21	25
Minimum Duration	90 days	1 year	1 year	2 years
Prerequisites	None	Jo Kyo Certified	Kyo Sa Certified or Apprentice for Kyo Sa*	Kyo Sa Certified Kyo Bom Certified (Optional)
Rank Recommendation Authority	None	Gup & Dan	Gup & Dan	Gup/Dan/Ko Dan Ja
Test Board Presence	May sit for Gup Tests, but may not conduct Examination nor submit rank recommendation.	May conduct & sit on Gup Exam Boards. May recommend students for Dan, but may not sit on Dan Exam Boards.	May sit on Gup & Dan Exam boards and submit Gup & Dan rank recommendations.	May conduct and sit on Gup/Dan/KDJ Exam Boards and submit Gup/Dan/Ko Dan Ja rank recommendations.
Cost	\$231.00	\$437.00	\$297.00	\$945.00
			<i>Kyo Sa Instructors and kit holders, Candidate pays \$125.00</i>	
			<i>Sa Bom kit holder, Candidate Pays \$0.00</i>	
*Kyo Sa requirements would need to be satisfied prior to announcement of KDJSS results and Kyo Bom results				


Red Kyo Bom Progression and Pricing

	 <i>Optional</i>			
Instructor Certification	 <i>Optional</i>			
Salutation	Jo Kyo Nim	Kyo Sa Nim	Kyo Bom Nim	Sa Bom Nim
Rank Eligibility	3rd Gup	Cho Dan	Sa Dan	Sa Dan*
Minimum Age	10	18	21	25
Minimum Duration	90 days	1 year	1 year	2 years
Prerequisites	None	Jo Kyo Certified	None	Kyo Sa Certified Kyo Bom Certified (Optional)
Rank Recommendation Authority	None	Gup & Dan	None	Gup/Dan/Ko Dan Ja
Test Board Presence	May sit for Gup Tests, but may not conduct Examination nor submit rank recommendation.	May conduct & sit on Gup Exam Boards. May recommend students for Dan, but may not sit on Dan Exam Boards.	May sit on Gup Exam Boards, but may not conduct Examination nor submit rank recommendation. NOTE: Supervising Sa Bom may support rank recommendations.	May conduct and sit on Gup/Dan/KDJ Exam Boards and submit Gup/Dan/Ko Dan Ja rank recommendations.
Cost	\$231.00	\$437.00	\$297.00	\$945.00

* Would need to fulfill Jo Kyo and Kyo Sa requirements prior to testing for Sa Dan

Kyo Bom Certification for Current Masters

Current Masters will be given a limited-time opportunity to apply for the appropriate Kyo Bom certification. There will be a window of 90 days from the inception of the Kyo Bom program in which existing masters may acquire the Kyo Bom Certification Study Kit at a discount and then the study kit fee will increase to regular price after 90 days. Masters applying for Kyo Bom must meet the same requirements as new Kyo Bom candidates.

Current Masters Applying for Kyo Bom	
Instructor Certification Path	
Salutation	Kyo Sa Nim
Rank Eligibility	Sa Dan
Minimum Age	21
Prerequisites	None
Rank Recommendation Authority	Gup & Dan
Test Board Presence	May sit on Gup Exam Boards, but may not conduct Examination nor submit rank recommendation. NOTE: Supervising Sa Bom may support rank recommendations.
First 90 days (50% Off)	\$148.50
Regular Price	\$297.00

Instructor Certification Curriculum Revision

The Kyo Bom Program will be introduced along with revisions to the World Moo Duk Kwan instructor certification study kits. The intent is to create a clear progression of skills and knowledge at each level. Included is a chart showing the revised curriculum with the inclusion of the new Kyo Bom certificates. Revised certification kits will be available by early 2019.

Instructor Certification Workbooks | Table of Contents |

Jo Kyo Instructor Candidate Workbook	Jo Kyo Sa Instructor Candidate Workbook	Kyo Bom Instructor Candidate Workbook	Sa Bom Instructor Candidate Workbook
<p>ARTICLES</p> <p>Mission Statement of Expectations</p> <p>Five Moo Do Values</p> <p>Lesson Planning and Preparation (w/ wheel)</p> <p>Introductory Lessons (Jo Kyo level)</p> <p>Teaching Children (Jo Kyo level)</p> <p>Class Warm-up and stretching (Jo Kyo level)</p> <p>Safety</p> <p>Basic Teaching Principles</p>	<p>ARTICLES</p> <p>Mission Statement of Expectations</p> <p>Five Moo Do Values</p> <p>Integrating the Eight Key Concepts</p> <p>Lesson Planning and Preparation (w/ wheel)</p> <p>Introductory Lessons (Kyo Sa level)</p> <p>PCA 1 – Moo Do Class Structure (Instructor Model)</p> <p>Teaching Children (Kyo Sa level)</p> <p>Our Federation's Moo Duk Kwan Connection</p> <p>Understanding Mission 2000</p> <p>Understanding the Structure of our Organization</p> <p>The President's Vision</p> <p>A Word From The President</p> <p>The Successful Moo Do Dojang (5 Moo Do Values)</p> <p>Student Problem Solving Techniques</p> <p>How to Layout a Cycle of Training</p> <p>How to handle situations when Students are not ready to Test</p>	<p>ARTICLES</p> <p>Mission Statement of Expectations</p> <p>Five Moo Do Values</p> <p>Lesson Planning and Preparation (w/ wheel)</p> <p>PCA 1 – Moo Do Class Structure (Instructor Model)</p> <p>Integrating the Eight Key Concepts</p> <p>Moo Do Presence</p>	<p>ARTICLES</p> <p>Mission Statement of Expectations</p> <p>Five Moo Do Values</p> <p>Integrating the Eight Key Concepts</p> <p>Lesson Planning and Preparation (w/ wheel)</p> <p>PCA 2 – Creating the Teacher Model (Sa Bom)</p> <p>Instructional Design Concepts (ARCS)</p> <p>The Successful Moo Do Dojang (5 Moo Do Values)</p> <p>Characteristics of a Sa Bom & Leader</p> <p>Teaching Multiple Opponent Sparring</p>
<p>REFERENCE MATERIALS (included)</p> <p>Jo Kyo Candidate Frequently Asked Questions</p> <p>Warm-up and Stretching Fundamentals</p> <p>Terminology Needed to Teach a Class (document needed)</p>	<p>REFERENCE MATERIALS (included)</p> <p>Value of Membership</p> <p>Charter & By Laws</p> <p>Intellectual Property Education</p> <p>Protecting Our Unique Identity</p> <p>Proper Use of Trademarks and Logos</p>	<p>REFERENCE MATERIALS (included)</p> <p>Guide to Ko Dan Ja Shim Sa Preparation</p> <p>US Soo Bahk Do Moo Duk Kwan Charter and Bylaws</p>	<p>REFERENCE MATERIALS (included)</p> <p>Guide to Ko Dan Ja Shim Sa Preparation</p>
<p>REFERENCE MATERIALS (not included)</p> <p>White Belt Instructional Guide</p> <p>Orange Belt Instructional Guide</p> <p>Teaching Introductory Lessons (video needed)</p> <p>Class Warm-up (video needed Jo Kyo level)</p> <p>Teaching Children (video needed Jo Kyo level)</p> <p>Assisting a Class (Video Needed)</p> <p>Model Example - Calling Commands in class (video needed)</p> <p>Model Example - Working with Partners (video needed)</p> <p>Model Example - Teaching Jaseh, Use of HURI, and Gi Cho (video needed)</p>	<p>REFERENCE MATERIALS (not included)</p> <p>Green Belt Instructional Guide</p> <p>Red Belt Instructional Guide</p> <p>History of the Moo Duk Kwan</p> <p>Teaching Introductory Lessons (video needed Kyo Sa level)</p> <p>Teaching Children (video needed Kyo Sa level)</p>	<p>REFERENCE MATERIALS (not included)</p> <p>Model Soo Bahk Do Moo Duk Kwan Charter and Bylaws</p> <p>Moo Do Chul Hahk</p> <p>Model Soo Bahk Do Class Instruction Video (Institute)</p> <p>KDI Candidate Workbook</p>	<p>REFERENCE MATERIALS (not included)</p> <p>Soo Bahk Do Member Manual</p> <p>US Soo Bahk Do Moo Duk Kwan Charter and Bylaws</p> <p>Moo Do Chul Hahk</p> <p>Model Soo Bahk Do Class Instruction Video (Institute)</p> <p>KDI Candidate Workbook</p>
<p>KNOWLEDGE REVIEWS</p> <p>White Belt Instructional Guide</p> <p>Orange Belt Instructional Guide</p> <p>Five Moo Do Values</p> <p>Lesson Planning and Preparation (w/ wheel)</p> <p>Introductory Lessons (Jo Kyo level)</p> <p>Teaching Children (Jo Kyo level)</p> <p>Class Warm-up and stretching (Jo Kyo level)</p>	<p>KNOWLEDGE REVIEWS</p> <p>Green Belt Instructional Guide</p> <p>Red Belt Instructional Guide</p> <p>History of the Moo Duk Kwan</p> <p>Five Moo Do Values</p> <p>Lesson Planning and Preparation (w/ wheel)</p> <p>Introductory Lessons (Kyo Sa level)</p> <p>PCA 1 – Moo Do Class Structure</p> <p>Teaching Children (Kyo Sa level)</p> <p>Integrating the Eight Key Concepts</p> <p>Our Federation's Moo Duk Kwan Connection</p> <p>Understanding Mission 2000</p> <p>Understanding the Structure of our Organization</p> <p>The President's Vision</p> <p>A Word From The President</p> <p>The Successful Moo Do Dojang (5 Moo Do Values)</p>	<p>KNOWLEDGE REVIEWS</p> <p>Lesson Planning and Preparation (w/ wheel)</p> <p>PCA 1 – Moo Do Class Structure (Instructor Model)</p> <p>Five Moo Do Values</p> <p>Integrating the Eight Key Concepts</p>	<p>KNOWLEDGE REVIEWS</p> <p>PCA 2 – Creating the Teacher Model (Sa Bom)</p> <p>Instructional Design Concepts (ARCS)</p> <p>Moo Do Chul Hahk</p> <p>Teaching Multiple Opponent Sparring</p>
<p>PRACTICAL APPLICATION REQUIREMENTS</p> <p>1). Conduct 10 class warm-ups.</p> <p>2). Assist with 20 Classes.</p>	<p>PRACTICAL APPLICATION REQUIREMENTS</p> <p>1). Teach 7- 1st Introductory Lessons *</p> <p>2). Teach 7- 2nd Introductory Lessons *</p> <p>3). Teach 7- 1st class Introductions</p> <p>4). Write out 7 lesson plans, review w/ instructor, teach class</p>	<p>PRACTICAL APPLICATION REQUIREMENTS</p> <p>1). Write lesson plan for one class, review with instructor and</p> <p>2). Evaluate your teaching per the defined lesson plan, identify</p> <p>3). Outline and teach 2 classes using PCA 1 model.</p> <p>4). Outline and submit teaching video for KDISS.</p> <p>5). Teach class at KDISS.</p>	<p>PRACTICAL APPLICATION REQUIREMENTS</p> <p>1). Outline and teach 3 classes using PCA2 model.</p> <p>2). Evaluate your teaching per one of the PCA 2 classes, identify</p> <p>3). Moo Do Classes (Teach 3) based on advanced topics.</p> <p>4). Develop New Training Methods (Identify 5 Methods).</p> <p>5). Develop lesson plan for a Jyo Kyo Preparation Class, conduct the class and</p> <p>6). Develop lesson plan for a Kyo Sa Preparation Class, conduct the class and</p> <p>7). Mentor a Jo Kyo and Kyo Sa Candidate.</p> <p>8). Outline and submit teaching video for KDISS and Teach class at KDISS.</p>
<p>BANK & AGE REQUIREMENTS</p> <p>10 years of age</p> <p>Eligible at 3rd Gup</p>	<p>BANK & AGE REQUIREMENTS</p> <p>18 years of age</p> <p>Eligible at 1st Dan</p>	<p>BANK & AGE REQUIREMENTS</p> <p>21 years of age</p> <p>Eligible at 4th Dan (Unless testing for Sa Bom)</p>	<p>BANK & AGE REQUIREMENTS</p> <p>25 years of age</p> <p>Eligible at 4th Dan</p>